

Formula Student  
Czech Republic  
**Handbook 2026**

v1.0

# Table of Contents

<b>Safety</b>	<b>3</b>
Injuries	3
Fire	4
<b>General Info</b>	<b>5</b>
GDPR	5
Time Zone	5
Registration	5
On-demand Documents	8
<b>Event Site</b>	<b>9</b>
On-Site Registration Procedure	9
Parking	12
Campsite	14
Paddock	16
Drones	19
Course Walk	19
Visitors	19
<b>Competition Info</b>	<b>20</b>
Results	20
Penalties	21
Protests	21
FSCZ Rules 2026	22
Document Submission (Deadlines)	22
FSCZ Specific Addendum to the Formula Student Rules 2026	24
<b>Static Disciplines</b>	<b>29</b>
Engineering Design	29
Business Plan Presentation	31
Cost & Manufacturing	32
<b>Technical Inspection</b>	<b>34</b>
General rules	34
Technical Inspection Management	35
<b>Dynamic Events</b>	<b>37</b>
Dynamic Event Closing Time	37
Dynamic Area Equipment Carts	37
<b>Other</b>	<b>38</b>

# Safety

*This is important always / before you go to FSCZ*

## Injuries

### Minor Injury

Accompany the injured person to the medics or ask Officials (wearing grey t-shirts) - they will handle the situation.

### Severe Injury

Call 112 and contact Officials when urgent help is required.

### Medical Service on Site

On-site medical service is provided:

Day	Operating hours
Sunday 19.7	8:00 – 21:00
Monday 20.7	8:00 – 21:00
Tuesday 21.7	8:00 – 21:00
Wednesday 22.7.	8:00 – 21:00
Thursday 23.7	8:00 – 21:00
Friday 24.7	8:00 – 24:00

### Hospital

Nearby Hospital with Emergency (24h).

Hospital Most, E. Purkyně 270, 434 64 Most

**Please report all injuries to the Officials at Info Point!**

# Fire

## Regular Fire

- Call for help before attempting to extinguish a serious fire.
- Ensure your own safety before starting to extinguish.
- Assess the fire and its type.
- Choose the correct extinguisher:
  - Class A: Solid materials of organic origin (wood, textiles, curtains, furniture, plastics).
  - Class B: Flammable liquids and solids.
  - Class C: Gases (natural gas, LPG such as butane and propane).
  - Class D: Metals or powdered metals (water is usually ineffective or dangerous).
- Prepare the fire extinguisher.
- Aim for the base of the fire.
- Extinguish the fire.

## Electrical fires

- Call firefighters through an official with a radio.
- Help people in danger leave the area if it's safe for you.
- Leave the area.
- Wait for firefighters/ambulance and help them locate you (e.g., send someone to the entrance).

## Accumulator fires

- Everyone must leave the area immediately.
- Inform an Official immediately.
- No team member is allowed to extinguish the fire.
- Team members at a safe distance can remove their belongings and leave.
- Only firefighters or officials are allowed to extinguish the fire.

# General Info

*This is important always / before you go to FSCZ*

## GDPR

In relation to the event organized by the Formula Student Czech Republic s.r.o. (FSCZ), your personal data, including your name, contact details, and administrative information, is collected to facilitate your participation in the event, to implement organizational arrangements, and to allow your entry to the venue.

During the event, you may be photographed or filmed. By participating in the event, you consent to the taking of photographs and videos, which FSCZ may disclose, publish, transmit, or quote in publicly oriented activities.

You can withdraw your consent at any time by notifying the organisers. The FSCZ processes personal data in accordance with Regulation (EU) 2018/1725.

## Time Zone

All times in this handbook are in CET (winter time) or CEST (summer time), as applicable.

## Registration

### Competition Dates & Venue

FS Czech 2026 will take place from **July 19 to 24, 2026**, at **Polygon Most, Czech Republic**.

### Event Registration Overview

A maximum of **67 teams** can participate in FS Czech 2026:

- EV: 55 slots
- CV: 12 slots
- Optional DV Cup: up to 25 teams

Teams in EV or CV with autonomous capability may apply for the Optional DV Cup. DV Cup teams remain eligible to win both their main category and the DV Cup. Participation only in the DV Cup is not permitted.

Registration opens on **January 30** at **15:00 (CET)** at [portal.fsczech.cz](https://portal.fsczech.cz). To enter the event, the Team Captain must complete the registration quiz or receive a Wild Card.

Teams are placed on the **Pending List** or **Waiting List** based on quiz completion time. A team becomes Registered once the registration fee is paid.

DV Cup registration closes on **June 19**, and teams are selected based on their position on the Registered List and their DV readiness demonstrated in the Vehicle Status Video.

## **Pre-Registered Teams**

The top 3 teams from FS Czech 2025 (EV & CV, DV Cup) and all Czech teams receive guaranteed slots and are exempt from the registration quiz.

They must confirm their participation by January 29 via [registration@fsczech.cz](mailto:registration@fsczech.cz).

### **Pre-Registered Teams – Winners 2025**

- Joanneum Racing Graz
- AMZ Racing
- Revolve NTNU
- Chalmers Formula Student
- KA-Racing
- YTU Racing
- Formula Student Oulu
- Formula TU Ostrava

### **Pre-Registered Teams – Czech Teams**

- eForce Prague Formula
- CULS Prague Formula Racing
- FS TUL Racing
- TU Brno Racing
- UWB eRacing Team Pilsen

## **Wildcard Slots**

FS Czech offers a limited number of Wildcard slots. To apply, teams must submit a short, original, creative piece by January 16 to [registration@fsczech.cz](mailto:registration@fsczech.cz). The format is completely open, you may submit a video, artwork, photo series, short story, or anything else that authentically represents your team's character and motivation. The only requirement: the submission must be created by your team. AI-generated or template-based submissions will not be considered.

Wildcard results are announced on **January 18**. Selected teams must confirm acceptance by **January 30**.

## Registration Procedure

- Only the Team Captain may complete the quiz.
  - If your team registered in 2025 and the captain is unchanged, no further action is needed.
  - To update the captain, visit [portal.fsczech.cz/members](https://portal.fsczech.cz/members).
  - If your team is listed but you cannot reach the existing captain, contact us at [registration@fsczech.cz](mailto:registration@fsczech.cz).
  - If your team is not listed, you may create it during profile setup and automatically become the captain.
- The registration link becomes visible on **January 30 at 12:00 (CET)** under Event → Registration.

Once a team is on the Registered List in EV or CV, it may apply for the Optional DV Cup.

## Registration Fees

Wire transfer instructions are sent automatically after the quiz is verified.

### Teams on the Pending List

- Registration fee (CV/EV): **2,500 €** (excl. 21% VAT), due by February 4
- DV Cup: **600 €** (excl. 21% VAT), due by July 3

Fees apply to the whole team, regardless of member count.

### Teams on the Waiting List

- Registration deposit: **1,250 €** (excl. 21% VAT), due by February 4

Fully refundable if:

- The team does not move to the Registered List 3 weeks before the event, or the team withdraws at least 3 weeks before the event.

Not refundable if:

- The team declines an offered Registered slot.

## Refund Policy

- If the event is cancelled before June 1, 2026, the registration fee and deposit are 100% refundable.
- If the event is cancelled after June 1, 2026, refunds are 70%.

- If a team withdraws at any time, registration fees are non-refundable.

## Camp Registration

The campsite is available from **18 July, 15:00** until **25 July, 12:00**. The standard campsite fee is **€120 per person** (excluding 12% tax) for the entire event.

Payment for the full-event campsite fee must be made together for all team members, based on a (pro forma) **invoice**. Please request the invoice through [portal.fsczech.cz](https://portal.fsczech.cz) no later than **one week before the event**. **The organizer must receive the payment before the team arrives on-site.**

### Reduced Campsite Fee (Late Arrival)

Individual Team Members arriving later in the week may purchase a **reduced campsite fee of 20 EUR per person per night** (excl. 12% tax), starting **Wednesday**.

Reduced campsite fees:

- **Do not require a pro-forma invoice**
- Paid **on-site** by **card**
- Must be purchased **in the presence of the Team Captain**

# On-demand Documents

## Invitation Letter

If you require an invitation letter, reach out to us before **June 19th** at [registration@fsczech.cz](mailto:registration@fsczech.cz). Be sure to include the necessary details to be included in the letter. Once we receive your request, we will issue the document within one week.

## Certificate of Attendance

Confirmation of participation can only be received by team members who participated in the Formula Student Czech Republic 2026 event. If you require a certificate of attendance, reach out to us after the event. Once we receive your request, we will issue the document to you within one month.



# Event Site

## On-Site Registration Procedure

### On-Site Registration Operating Hours

Day	Operating hours
Saturday 18. 7.	15:00 - 20:00 (ODV cup only)
Sunday 19. 7.	8:00 - 12:00 (ODV cup only); 13:00 - 20:00 (All)
Monday 20. 7.	8:00 - 12:00 (All)

### Arrival and Registration at Polygon Most

Upon your arrival at Polygon Most, please proceed to the designated registration area as outlined in the event timetable. During registration, you will receive all necessary information regarding the camping site, paddock access, event rules, and more.

### Documents Preparation

Team Captains must have the following documents ready for verification when it's their turn:

- Driver's licenses (with drivers present)
- Proof of payment for the camping site
- An up-to-date list of attendees
- Signed Affidavit regarding ESOQ from every registered ESO

If any documents are missing during on-site registration, you will need to complete them and return them after other teams have completed their registration.

### Driver Registration

Driver registration will take place at a specified location, which will be detailed in future Handbook updates. All drivers must be registered by **Monday, 18:00**.

### ESO/ASR Registration

ESO/ASR registration will take place at a specified location, which will be detailed in future Handbook updates. All ASRs must be registered by **Monday, 18:00**.

## Deposits

Deposits must be paid in cash. Please note that the nearest ATM or currency exchange office is located in the city of Most, not at the venue.

- Pit: **50 EUR**
  - Refundable after pit check-out on **Friday** (16:00 – 20:00)
- Dynamic area vests: **40 EUR**
  - Refundable on **Friday** (14:00 – 20:00)
- Accumulator inspection / charging area vests: **20 EUR**
  - Refundable on **Friday** (14:00 – 20:00)
- Media vest with a badge: **20 EUR**
  - Refundable on **Friday** (14:00 – 20:00)
- Data logger (EV/DV ONLY): **400 EUR**
  - Refundable till **Friday** 20:00

All vests must be kept clean and undamaged. Avoid adding your team number or any other markings.

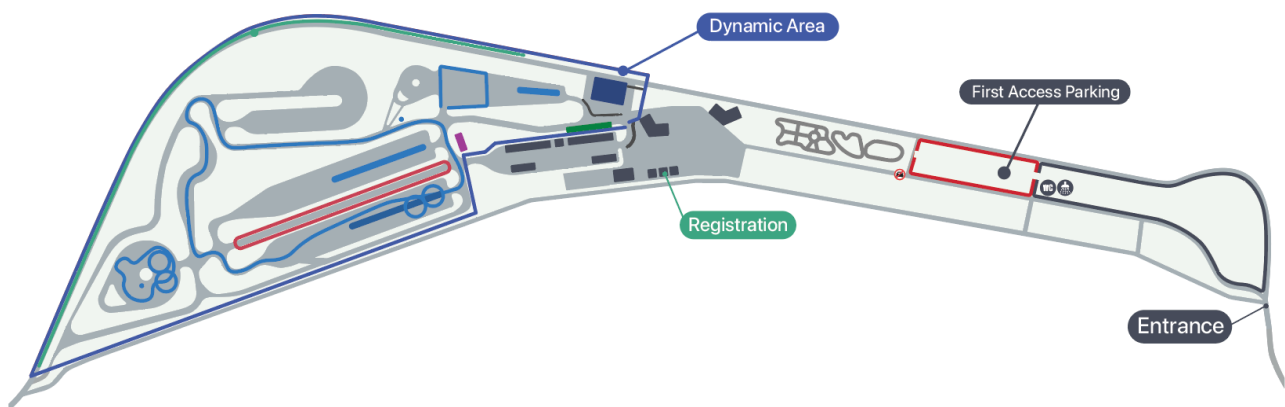
## Campsite Registration Operating Hours

Day	Operating hours
<b>Saturday 18. 7.</b>	15:00 - 20:00
<b>Sunday 19. 7.</b>	8:00 - 12:00; 13:00 - 20:00
<b>Monday 20. 7.</b>	8:00 - 12:00

Latest Check-out: **Saturday 25. 7. till 12:00**

## First Access

During registration, please temporarily park all your vehicles in the parking lot near the campsite and wait there until the Team Captain completes the registration and distributes the wristbands and badges. For long-term parking, see paragraph "Parking".



### Long Trucks

If your team is arriving with a truck, please make sure to first park it on *Slovenského národního povstání* street. Entry into the venue area with a truck will only be allowed after your team captain has completed the registration and received permission from the organizers.

This rule is necessary due to the narrow access road leading to the venue. An uncoordinated truck arrival could block the way and prevent other vehicles (including other teams, supply transport, or emergency services) from entering or leaving the area.

### Loading and Unloading in the Paddock Area

- Parking in front of the Paddock is **only allowed for loading and unloading** for a **maximum of 2 hours**.
- The vehicle must be marked with a **Paddock Access Card**, which you will receive during registration (one card per team).
- This card can be transferred between vehicles after leaving the venue.
- The forklift will be available for unloading (from **Sunday 19. 7.**) and loading (until **Saturday 25. 7.** 12:00). Its load capacity is 1,5 tons.

### Late Arrivals

Late arrivals of team members are allowed, but they must be registered by the Team Captain during opening hours. The Team Captain is responsible for handing over their badge and wristband. This also applies to camp registration.

### Camp Check-in Availability

Day	Operating hours
-----	-----------------

<b>Saturday 18. 7.</b>	15:00 - 20:00
<b>Sunday 19. 7.</b>	8:00 – 20:00
<b>Monday 20. 7.</b>	8:00 - 12:00

## Questions and InfoPoint

If you have questions about registration or the camping site, please visit the InfoPoint instead of joining the registration queue to avoid delays for other teams.

# Parking

These rules are in place for fire safety and to ensure that all paths and roads remain accessible and passable. Thank you for your cooperation!

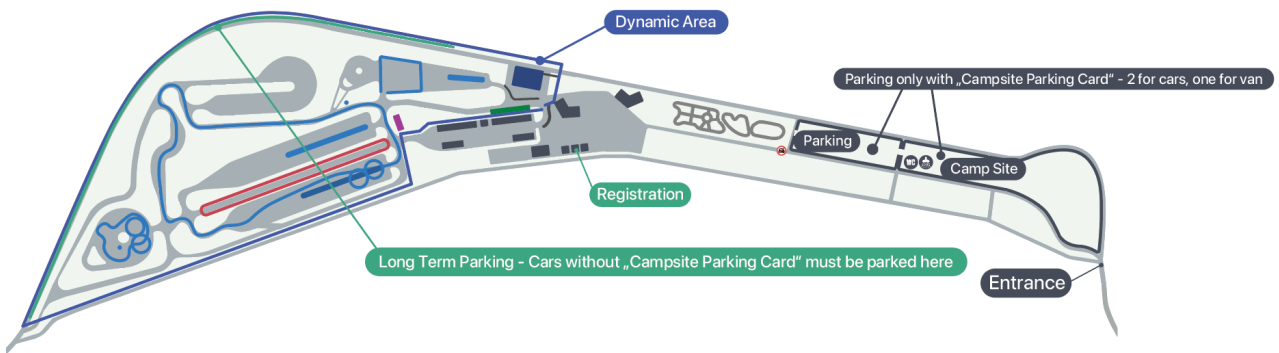
If you plan to bring a **truck**, please let us know in advance.

## Vehicle identification

- **All team vehicles**, including vans and personal cars brought to the circuit, **must be** clearly **marked** with the team name, contact phone number, and name of the responsible person.
- Vehicles without proper identification will not be permitted in the area, and the team will be penalized.

## Parking in the Campsite

- Each team will receive three Campsite Parking Cards, two for passenger cars and one for a van.
- These passes can be used for:
  - Parking **inside the campsite**
  - Parking **in front of the campsite**
- Vehicles over 3,5 tons are not allowed in these areas (unless permitted by officials in advance).
- **Cars without the “Parking Card” must be parked in long-term parking.**
- Vehicles in the campsite **must not block roads** or obstruct other teams.



## Sleeping in a Car in the Campsite

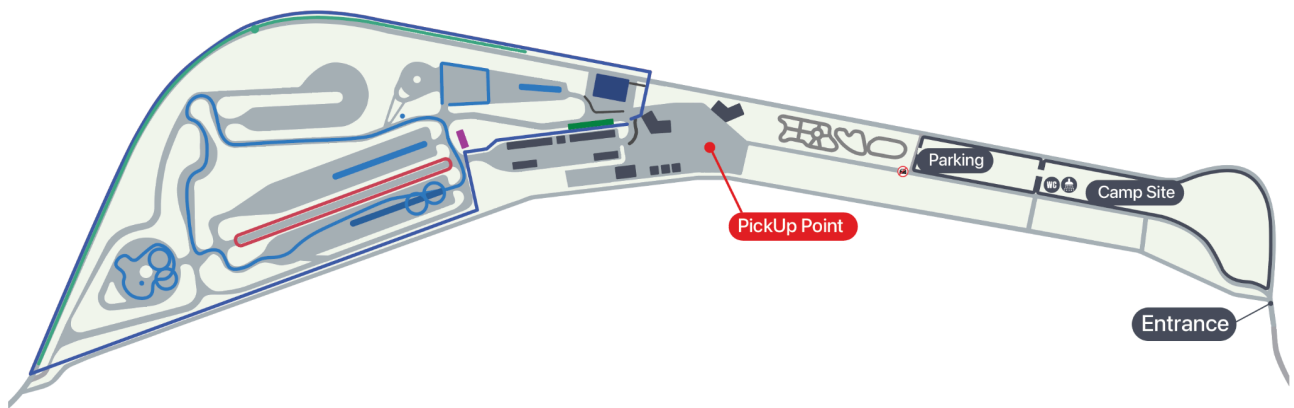
- If a team member **sleeps in a vehicle**, it must be **parked in the designated team tent area**.
- This vehicle can not be moved during the competition.
- **If the vehicle leaves the campsite at any point, it will not be permitted to re-enter (applies from Sunday 20:00).**
- This policy prevents teams from falsely declaring vehicles as sleeping accommodations while using them for transportation.

## Long-term Parking

- All trucks, vans, and unused vehicles must be parked in the long-term parking area.
- Since access to the long-term parking area goes through the dynamic area, teams will be issued a **Long-term Access Card** for entry.
- **Accessing** long-term parking **without** the Long-term Access Card will result in a **10 point penalty**, the same as entering the dynamic area without a dynamic vest.

## PickUp Point for Supplies

- To drop off / pick up team members or supplies (e.g., food), you can use the PickUp Point at the following times:
  - **7:50 – 8:10; 12:00 – 12:20; 20:50 – 21:10**
- Only vehicles displaying a PickUp Point Card may use the PickUp Point.
- Stopping at the PickUp Point is only allowed for quick loading/unloading.



## Where not to park

Parking area near Bagr Park is reserved for their customers - do not park there at any time.



# Campsite

## Safety

- Do not leave valuables in your tent - lock them in the car, if needed.
- Venue / Organizer is not responsible for any property lost or stolen or injury to campers, even though camping will have on-site security at all times. It is



recommended not to bring valuable items or, if necessary, lock them in the team's car for safety.

- No animals, weapons, or illegal substances are allowed. It's strictly prohibited to bring anything that can be classified as dangerous.
- No open flames.
- All vehicles must be operated on designated roads with a speed limit of 5 km/h.
- Any interference with the fences is prohibited.
- Leaving or entering the Campsite is possible only with the proper (official red) wristband.

## Consideration

Campers are expected to behave in a manner that is courteous to other campers. The law of the Czech Republic implies a time between 22:00 and 6:00 as nighttime with a noise regulation of 40dB.

## Electricity

The camp is equipped with 230 V mains power. Please bring an extension cord with an EU socket and use it carefully, especially in bad weather. Avoid overloading the system.

**Under no circumstances may anyone open, modify, or interfere with the electric generator. Any such action will result in immediate penalties.**

## Water

Tap water is safe to drink.

## Sanitary Facilities

The campground is equipped with water sinks, electricity, toilets, and showers. Please save water and respect your colleagues.

## Refreshment

A restaurant is located at the race track.

## Campsite Guests

If the team's guest wants to stay at the campsite, please contact the officials about the procedure.

## Vandalism and other Criminal Acts

Due to increasing problems in behavior between teams, we must take the following measures and procedures. In case of vandalism, theft, or other criminal activities, the police are always called. If proven guilty, the team will be disqualified from the event, and the university of the team will be notified. We hope that this will contribute to mutual respect between the teams.

## Compliance

By accepting the wristband, the camper agrees to follow the Campsite rules. In case of not respecting the rules and instructions of the organizers, the person may be expelled from the camp without a refund of the fee. In the case of more serious violations, the above paragraph is followed (police, etc.).

## Work on the Car in the Campsite

- It is strictly forbidden to work on the TS accumulator in the camp area.
- It is also prohibited to work on the car while the accumulator is installed inside the vehicle.
- If you need to perform any work on the car within the camp, you must first inform Event Control, and it must be approved by the head of technical inspection.
- Any work done on the accumulator in the camp, or any work on the car while the accumulator is installed, will result in automatic disqualification from the entire competition.
- Once the accumulator is brought into the pit, it must remain there and may not be removed under any circumstances.

# Paddock

**The paddock is open 8:00 – 21:00.**

Failure to comply with any of the following instructions may result in a penalty or disqualification.

The following activities are strictly forbidden:

- Running, driving a scooter, cycling, skateboarding etc.
- Welding outside of the designated area.
- Storage of pressurized tanks with volumes larger than 10 litres.
- Grinding using power tools outside of the designated area.
- Storage and handling of fuels - drain of the fuel or oil system only after agreement with the Pit Marshall.



When using power tools, follow these guidelines:

- Grinding using power tools is allowed in the designated workplace.
- Welding is allowed in the designated workplace under the supervision of the authorized person.
- Welding of the frame and other parts of the assembled vehicle is allowed when the fuel system and all batteries have been removed.

### Leaving the Paddock

- Paddock must be left before **Friday** 21:00 in the condition it has been received. Its condition will be approved by the Pit Marshall, and the team may apply for the deposit withdrawal on **Friday** between 16:00 – 20:00 only.
- The team is allowed to take the team tag when leaving the Paddock.

### Taking the Car Out of the Paddock

All cars must be accompanied by a wingman, who walks in front of the car and is responsible for a straightforward way ahead.

### Working on the Tractive System (EV and Optional DV Cup Based on EV)

- An ESO, accompanied by trained team members who can intervene in case of an emergency, must be present at every activity that involves an active tractive system.
- Opening any tractive system enclosure is only permitted if it is de-energized and disconnected from any high-voltage source. If the enclosure is inside the vehicle, the accumulator container needs to be removed from the vehicle.
- Opening the accumulator containers is only permitted in the Accumulator tent. Opening the accumulator container outside the Accumulator tent leads to the team's disqualification.
- The tractive system (and R2D mode) in pits may only be activated in compliance with the following rules:
  - Accumulator and mechanical inspection must be successfully finished.
  - The car must be jacked up and all driven wheels removed.
  - One team member must be prepared to push an emergency button at any time, and another person must secure the perimeter around the car.
  - Team members who perform a task on the vehicle must use appropriate measurement devices and tools.

- The tractive system (and R2D mode) must only be active for the minimum necessary time (the team should estimate the time needed for a task beforehand).
- A maximum of 2 members of the vehicle's team are allowed to stay in the vicinity of a car, and at least one of them must be ESO.
- The dedicated pit area around the vehicle must be visibly separated but must not be an obstacle in case of emergency (e.g. warning tape).
- An appropriate extinguisher must be nearby, and the instructed person must be ready to use it in case of an emergency.

## TS Accumulator Handling Procedures

- When not needed for technical inspection, testing, statics disciplines or racing, the TS Accumulator has to be stored out of the car, especially when pits are closed (21:00 - 8:00).
- The TS Accumulator must be properly fixed to the hand cart made for this purpose, fully compliant with the rules.
- Every time in the pits, the Accumulator hand cart should be placed close to the emergency exit way on the edge of the pit space dedicated to the team, with the handle pointing to the escape path.
- While in the Accumulator tent, at least one ESO must be present at all times.
- The media-pass holder must be properly trained and keep a safe distance from the TS accumulator.
- During the charging procedure and for at least 30 minutes after it, the TS Accumulator temperatures have to be continuously monitored by the team's ESO. The team has to report to the Accumulator tent management when they finish charging (indicated by having TS cable disconnected from the TSAC) and also after the cool down time elapses.
- If the TS Accumulator's abnormal behaviour is observed, team members must immediately inform Officials in the Accumulator tent.
- The TS Accumulator in a non-regular state will be placed into the dedicated quarantine area, where only one team ESO member can stay and continuously monitor the accumulator state.
- If the team fails the rain-test procedure, the whole car shall be placed in the quarantine area for at least one hour with continuous accumulator monitoring by an ESO. The Accumulator inspection is void (the sticker is lost). The team shall remove TSAC from the car under supervision in the quarantine and then immediately come to the Accumulator Tent for the Accumulator re-inspection.

- At least two hours after successfully passing the rain test, the team is not allowed to charge the accumulator.
- For additional questions or in case of emergency, a dedicated Accumulator tent marshal (wearing a visible yellow Official vest) will be available.

## Drones

**Flying drones is strictly forbidden** at the event, including the paddock and all trackside facilities.

No exceptions will be made. Violation may result in DQ from the event and notification of the authorities.

Any unregistered drone or unlicensed pilot risks fines up to €2,000 for missing registration and up to €200,000 for unauthorized flying from the Czech Authorities.

## Course Walk

Access to the course walk is strictly limited to individuals wearing a dynamic vest, including media vests. No other personnel are permitted on the course walk.

## Visitors

### Public Days

Visitors can enter the event site between **Tuesday, 21. 7. 2026 and Friday, 24. 7. 2026**.

### Tickets

Visitors can buy tickets at the entrance. Payment can be made using a card. The ticket costs **7 EUR / 140 Kč**, and it's valid from **Tuesday to Friday**. The ticket is a wristband and is valid as long as the visitor wears it. Kids 12 and under are admitted free of charge. It is not possible to enter the campsite with this ticket.

# Competition Info

## Results

### Results Publishing

Preliminary results will be posted on the results board at the Info Point. After the event, they will be published online on the FS Czech website.

Expected Date & time of result publishing (without top 3 finalists).

Day	Time	Event
Thursday	11:00	Engineering Design
Thursday	11:00	Business Plan Presentation
Thursday	11:00	Cost & Manufacturing
Friday	7:30	Endurance running order
Friday	11:00	Acceleration
Friday	11:00	Skid Pad
Friday	11:00	Autocross
Saturday	15:00 (online)	Endurance, Fuel Economy, Energy Efficiency

# Penalties

## Penalized Actions

Action	Penalty *
Wearing open shoes in designated areas (outside the campsite area)	10
Registering for technical inspection without being ready	
Providing wrong data according to CZ-TR-8	
Too many members in the Dynamic Area	
Media Pass holder assisting a team in the Dynamic Area	
Driving a scooter in any area	25
Power tool / welding usage outside the designated area	
EV accumulator inside the vehicle during paddock closeout	
Equipment Carts violation (any non-compliance with cart rules in dynamic area, including unattended carts)	
Alcohol / smoking outside designated areas	100
Unsafe or illegal Engine / E-motor running	Team DQ
Removing Car (or parts) / Accumulator outside the event site without Official approval	Team DQ

\* If repeatedly violated, the penalty is doubled every time.

# Protests

Any team that intends to protest a rule, score, judge's decision, or any other aspect of the competition must present the issue to FSCzech Officials. Protests must be submitted in written form by the team captain at the Info Point. The protesting team must post a 25-point bond to be deducted from their score if the protest is denied.

The protest must contain the following:

- Rule interpretation, score, or official action to be protested against
- Explanation of the team's interpretation of the rules regarding the incident

- Additional material supporting the team's claim

Protests must be filed within two hours after the action being protested has occurred or the scores for the activity involving the protest subject are posted. The decision of the officials regarding any protest is final.

## FSCZ Rules 2026

The Formula Student Czech Republic (FSCZ) competition will comply with the Formula Student Rules 2026. Changes and additions specific to FSCZ are located within this document and supersede the respective sections of the published Formula Student Rules 2026 document.

The Formula Student Czech Republic Handbook 2026 is to be considered part of the rules. In case of any contradiction between this document and Formula Student Rules 2026, FSCZ Rules prevail.

## Document Submission (Deadlines)

The Event documents are uploaded using the FSCZ portal ([portal.fsczech.cz](https://portal.fsczech.cz)) via the section Team Documents, or the FSG website, according to the following table.

Date	Document	Category	Platform
2026-03-13 13:00	Impact Attenuator Data (IAD)*	All	FSG website
2026-03-13 13:00	Structural Equivalency 3D Model (SE3D)	All	FSG website
2026-03-13 13:00	Structural Equivalency Spreadsheet (SES)	All	FSG website
2026-03-13 13:00	Accumulator Structural Equivalency Spreadsheet (ASES)	EV	FSG website
2026-03-27 13:00	Electrical System Form (ESF)	EV	FSG website
2026-03-27 13:00	Autonomous System Form (ASF)	ODV Cup	FSG website
2026-03-27 13:00	Hybrid System Form (HSF)	HY	FSCZ portal

2026-05-29 13:00	Business Plan Executive & Financial Summary (BPEFS)	All	FSCZ portal
2026-05-29 13:00	Technical Vehicle System Documentation (TVSD)	All	FSCZ portal
2026-06-19 13:00	Autonomous System Responsible Qualification (ASRQ) <sup>1</sup>	ODV Cup	FSCZ portal
2026-06-19 13:00	Electrical System Officer Qualification (ESOQ) <sup>1</sup>	EV	FSCZ portal
2026-06-19 13:00	Vehicle Status Video (VSV)	All	FSCZ portal
2026-07-03 13:00	Cost Report Documents (CRD) <sup>2</sup>	All	FSCZ portal
2026-07-03 13:00	Team Member Designation (TMD) <sup>3</sup>	All	FSCZ portal
2026-07-03 13:00	Drivers Designation (DD) <sup>4</sup>	All	FSCZ portal

1) Certificates are uploaded in each team member's profile: [portal.fsczech.cz/user-profile](https://portal.fsczech.cz/user-profile)

2) The CRD must include the BOM (including CCBOM), the Cost Explanation File and the Supporting Material. To create BOM documents, use the FSG tool and upload the exported PDF file to the FSCZ portal.

3) Each participating Team Member must have a profile on our Portal where they upload their ID card, HIC card, and driver's license (drivers ONLY). Team Captain must assign Team Members to the event here: [portal.fsczech.cz/members](https://portal.fsczech.cz/members)

4) Each team may designate a maximum of 6 drivers. If more than 6 drivers are listed, only the first 6 will be accepted and the remaining drivers will not be allowed to drive. Portrait photos of every driver in sufficient resolution must be uploaded to the same profile – these photos will be used in the live stream and must be taken against a plain, single-color background.

\*If the team uses the STANDARD IA (T3.17.7), the document will be reviewed directly at the competition and will not undergo pre-checking.

## Shared Documents With other European FS Events

ASF, ESF, SES, ASES, SESA & SE3D and IAD must be submitted through the FSG website. Teams who will participate at FS Czech, but not FSG, also **need to register their**

**team on the FSG website.** Registration for the end of the FSG waiting list is sufficient, and no payment to FSG is required.

## FSCZ Procedures and Scoring

The event will be run with three classes – CV (including HY), EV, and a separate “Optional DV Cup”. Static and dynamic (except the Optional DV Cup) events will run together, but will be scored separately. Vehicles built according to the FS CV Hybrid rules will be scored together with non-hybrid combustion vehicles.

Category	CV	EV	Optional DV Cup
Business Plan Presentation	75	75	–
Cost and Manufacturing	100	100	–
Engineering Design	150	150	150
Skid Pad	75	75	75
Acceleration	75	75	75
Autocross	100	100	100
Endurance	325	325	–
Trackdrive	–	–	200
Efficiency	100	100	–
<b>Total</b>	<b>1 000</b>	<b>1 000</b>	<b>600</b>



# FSCZ Specific Addendum to the Formula Student Rules 2026

FSCZ-specific rules are listed below. The listed rules are linked to the mentioned chapter/specific rule in [FS-Rules 2026 v1.1.pdf](#) published on [formulastudent.de/fsg/rules](http://formulastudent.de/fsg/rules) on the day of the FSCZ handbook release.

## **CZ-TR-1 (T14 & T15)**

FS-Rules 2026 v1.1. Section T 14 & T 15 do apply for teams registered for the Optional DV Cup and will be enforced in technical inspections

## **CZ-TR-2 (A1.2.7 & A1.2.8)**

FS-Rules 2026 v1.1 A1.2.7, and A1.2.8 are void. For FS Czech DC is replaced by Optional DV Cup, which is scored separately, and points are not added to the EV or CV category scoring.

## **CZ-TR-3 (A4.4)**

FS-Rules 2026 v1.1. Section A4.4 is applicable for teams registered for the Optional DV Cup.

## **CZ-TR-4 (S3.4.7)**

FS-Rules 2026 v1.1. S3.4.7 the Autonomous System is not considered a “system” for EV & CV categories (read: it is not required but may remain in the car).

## **CZ-TR-5 (S4.5)**

FS-Rules 2026 v1.1. S4.5 Autonomous Functionality will not be considered in the CV & EV Engineering Design Event. But will be applicable for teams participating in the Optional DV Cup. See the Static event section for more details

## **CZ-TR-6 (S4.5)**

FS-Rules 2026 v1.1. S4.5 is replaced by CZ-ED-7. See the Static Event section for more details.

## **CZ-TR-7**

FS-Rules 2026 v1.1. Rules marked with [DC Only] or describing driverless procedures will apply for teams participating in the Optional DV Cup.

**CZ-TR-8 (T14.2)**

FS-Rules 2026 v1.1. T14.2. Due to technical reasons, the official data logger *may not* capture DV car CAN traffic. Teams have to send this data over CAN bus and must provide logged data as CSV files through FS Czech portal within one hour after the end of the dynamic event. Details are listed in a separate datalogger document: **TBD**.

**CZ-TR-9 (D1.3.1)**

FS-Rules 2026 v1.1. D1.3.1. For FS Czech 2026, Table 9 defined in Formula Student Rules 2026 is replaced by the following one.

	Runs in Manual Mode	Runs in Autonomous Mode
Acceleration	4	-
DV Acceleration [DC ONLY]	-	2
Autocross	4	-
DV Autocross [DC ONLY]	-	2
Endurance	1	-
Skidpad	4	-
DV Skidpad [DC ONLY]	-	2
Trackdrive [DC ONLY]	-	1

**CZ-TR-10 (D1.3.1)**

FS-Rules 2026 v1.1. D1.3.1. DV Acceleration and DV Skidpad are considered only for the Optional DV Cup. There will be 2 runs for DV Skidpad and 2 runs for DV Acceleration.

**CZ-TR-11 (D1.2 & D1.3)**

FS-Rules 2026 v1.1 D1.2 / FS-Rules 2026 v1.1 D1.3: Each team in the EV or CV category will have 4 runs in Acceleration and Skidpad events, driven by 2 drivers with 2 runs each.

**CZ-TR-12 (D4.2.4)**

FS-Rules 2026 v1.1. D4.2.4 Staging – The foremost part of the vehicle is staged 10m – 15m in front of the timekeeping line. The final distance will be published before the DV Skidpad event according to the real conditions of the track.

**CZ-TR-13 (D4.2.5)**

FS-Rules 2026 v1.1. D4.2.5. The length of the finish line may be shorter than 25 m according to the real conditions of the track. The final distance will be published at the event.

**CZ-TR-14 (D7.3)**

FS-Rules 2026 v1.1 D7.3: During the FSCzech Endurance event there will be one special time window for teams to run out of order at the end of the afternoon session.

**CZ-TR-15 (D1.2.1)**

FS-Rules 2026 v1.1 D1.2.1: For the FSCzech event in total, a minimum of 4 and a maximum of 6 drivers are allowed for each team.

**CZ-TR-16 (IN12.1.7)**

FS-Rules 2026 v1.1 IN12.1.7: Changes in vehicle weight of more than  $\pm 5$  kg compared to the official technical inspection weight, see IN8, results in a 20 point penalty for each kg the tolerance is exceeded by. E.g. a weight difference of  $\pm 6.2$  kg results in a 40 point penalty. Changes in vehicle weight of more than  $\pm 10$  kg compared to the official technical inspection weight, see IN8, results in DQ. The penalty applies to all runs done since the vehicle entered the dynamic area the last time.

**CZ-TR-17 (D2.6.2)**

FS-Rules 2026 v1.1 D2.6.2 If the average speed of the first three laps in trackdrive (after completing the third lap) is below 2.5 m/s or the average speed of any of the following laps is below 3.5 m/s, the vehicle will be disqualified. The maximal lap time limit will be specified according to real track conditions.

**CZ-TR-18 (A6.10.4)**

The battery must not be stored or left inside the RES. It may only be inserted into the RES when explicitly authorized by officials or during testing procedures conducted in the pits. At all other times, the battery must remain outside the RES.


**CZ-TR-19 (A6.9.2)**

FS-Rules 2026 v1.1 A6.9.2 is nulled.

**CZ-TR-20 (T10)**

In addition to the requirements of T10.2.1 and T10.2.2, the following restriction applies:

Nylon locknuts are forbidden on any critical fastener per T10.1.1 from section through the middle of the A-arms outwards. Locknuts used in custom rims (e.g. holding two halves together) and for wheel mounting can be Nylon ONLY if they are on the outward facing side of the wheel.



### **CZ-TR-21 (T14.8.3)**

At the start of the DV dynamics any transition to any other state than AS Off as described in T14.8.3 will result in an attempt.

### **CZ-TR-22 (EV5.8)**

The team can choose to apply the complete EV5.8 ruleset from [FS-Rules 2025 v1.1](#) instead of the current year's version (with one exception - a more relaxed 2026 EV5.8.13 rule version will be used for all teams instead of 2025 EV5.8.10). The selected ruleset will be marked in the inspection sheet and cannot be changed afterwards. Intent of using the old ruleset should also be present in all relevant ESF forms.

# Static Disciplines

## Engineering Design

### CZ-ED-1: General

Teams submit TVSD according to the Rules. The event will be held live in the Paddock. Judges will be visiting teams in their pits. Teams are advised to be there on time with a car in race-ready condition. There will always be at least one judge for each judging category. There is no extra presentation for the Optional DV Cup, but at least one extra judge will be assigned to evaluate the Autonomous topics.

### CZ-ED-2: Schedule

The Engineering Design Event will take place on Wednesday, 22. 7. for EV & CV categories and Optional DV Cup participants.

### CZ-ED-3: Timeslot Description

Every team has a time slot of 45 minutes reserved for:

1. Short presentation of the 2026 season goals by the Team Captain (up to 5 minutes).
2. Following discussion with judges in breakout groups according to the list of categories (up to 40 minutes).

### CZ-ED-4: Feedback Procedure

FSCzech event will provide two types of feedback.

1. Live feedback session with judges will be organized on Wednesday, 22.7.
2. Each team will receive a scanned copy of the scoring sheet from each category and overall summary via [portal.fsczech.cz](https://portal.fsczech.cz).

### CZ-ED-5: Replaces S4.3.3 – Engineering Design Finals

Some teams may be chosen to participate in the design finals to determine the Engineering Design Event winner. The design finals will be held separately from the initial judging and teams will be informed about their participation during the event.

- Design finals will be held on Wednesday, 22. 7.

- Teams invited to the ED finals will be notified by Wednesday, 22. 7., no later than the specified time (TBD).

### CZ-ED-6: Replaces S4.5.3 – ED Points Breakdown

Category	CV/EV	Optional DV Cup
Overall Vehicle Concept	30	20
Suspension and Vehicle Dynamics	25	–
Aerodynamics	25	–
Tractive System / Powertrain	25	–
Chassis and Driver Interface	20	–
LV-Electrics / Electronics / HW / SW / Compute	20	30
Vehicle performance	–	30
Autonomous functionality	–	70
Technical Vehicle System Documentation (TVSD)	5	–
<b>Total</b>	<b>150</b>	<b>150</b>

# Business Plan Presentation

## **CZ-BP-1: General**

Teams must submit BPEFS in accordance with the Rules. The event will take place live in tents equipped with a projector or LED screen. Please ensure you are prepared to use HDMI connections.

## **CZ-BP-2: Schedule**

The Business Plan Presentation event will take place on Monday, 20. 7., and Tuesday, 21. 7., for EV & CV categories.

## **CZ-BP-3: Timeslot Description**

Every team has a time slot of 20 minutes reserved for:

1. Business Plan Presentation max 10 minutes including deep dive topic presentation
2. Q&A session with judges 10 minutes

## **CZ-BP-4: Feedback Procedure**

TBD.

## **CZ-BP-5: Replaces S2.4.4 – Business Plan Presentation Finals**

Finals will take place on Tuesday, 21. 7., evening on the main stage. The BPP finals will be held separately from the initial judging and teams will be informed about their participation on Tuesday at 16:00(TBC). The number of teams in the finals may vary depending on the number of teams in the category.

The format will be announced along with the list of finalists.

## **CZ-BP-6: Deep Dive Topic**

TBD.

## **CZ-BP-7: BPP Hard Copy**

Each team has to bring with them to the presentation event one hard copy of their presentation so that judges can use it for scoring purposes. Failure to do so can influence the overall team score for BPP and potential participation in BPP finals.

# Cost & Manufacturing

## CZ-CM-1: General

Teams submit CRD according to the Rules. The event will be held live in the Paddock. Judges will be visiting teams in their pits. Teams are advised to be there on time. Be aware that judges are taking into account only what is on the car, not what should be on it, thus the car should be in ready-to-race condition.

Additionally, in line with the updated Formula Student rules (S3.3.6), **teams will receive 0 points for the "BOM discussion" if they present documents during the event that are not identical to the version submitted before the competition.**

If applicable, present the changelog at the start of the BOM discussion per rule S3.3.2. It must clearly state the reasons and dates for all changes. Incomplete or inaccurate changelogs may lead to penalties or point deductions.

## CZ-CM-2: Schedule

The Cost & Manufacturing event will take place on Tuesday, 21. 7. and Wednesday, 22. 7. for CV & EV categories.

## CZ-CM-3: Timeslot Description

Every team has a time slot of 45 minutes reserved for:

1. Part 1: BOM discussion
2. Part 2: Materials and Processes
3. Part 3: CCBOM discussion "Cost and Emissions Understanding"

## CZ-CM-4: Feedback Procedure

Each team will receive a digital copy of the scoring sheet with feedback from judges via [portal.fsczech.cz](https://portal.fsczech.cz).

## CZ-CM-5: Replaces S3.8.4 – Cost & Manufacturing Finals

Some teams may be chosen to participate in the design finals to determine the Cost & Manufacturing winner. The finals will be held separately from the initial judging and teams will be informed about their participation during the event. The number of teams in the finals may vary depending on the number of teams in the category.

- Finals will be held on Wednesday, 22. 7.



- Teams invited to the finals will be notified by Wednesday, 22. 7., no later than the specified time (TBD).
- The format will be announced along with the list of finalists.

### **CZ-CM-6: Replaces S3.8.2 - Cost & Manufacturing Event Scoring**

Category	CV/EV
Part 1: BOM discussion	10
Part 2: Materials and Processes	40
Part 3: CCBOM discussion “Cost and Emissions Understanding”	50
<b>Total</b>	<b>100</b>

### **CZ-CM-7: Cost and Emissions Bill of Material**

For FS Czech 2026, a CCBOM for the “**Engine and Tractive System**” must be submitted (S3.5.2).

### **CZ-CM-8: Replaces S3.2.5 - “Real Case” Scenario Task**

No “Real Case” scenario will be included in the FS Czech 2026 Cost & Manufacturing Event.

# Technical Inspection

## General rules

### Technical Inspection

Pre-Inspection, Accumulator Inspection (EV only), Mechanical Inspection, LV Electrical Inspection (EV only), HV Electrical Inspection (EV only), Autonomous System Inspection (DV only), Vehicle Weighing, Tilt Test, Rain Test (EV only), Brake Test, Emergency Brake System Test (DV only), Noise Test

### Readiness Check

- Teams can register for technical inspection via the virtual queue only when they are **fully prepared**. If you queue your team and you are not ready to go, you lose one attempt and receive a penalty.
- Vehicles must be presented for technical inspection in **ready-to-race** condition. Except:
  - The accumulator does not need to be presented for mechanical inspection.
  - The accumulator inspection is done without a car, bringing only the accumulator itself.

### Inspection Area

- Technical inspection takes place in the dynamic area.
- A maximum of 4 team members with dynamic passes (including the driver) may accompany the car to the Gallery.
- 1 additional person with a media pass may join, but cannot touch the car or assist with inspection.
- 2 extra dynamic passes are reserved exclusively for the Accumulator tent. Entry to other parts of the dynamic area with this pass is prohibited and will be penalized.

### Pre-Inspection

- **Pre-inspection is mandatory before the brake test**
- Register via the portal for slot
- Conducted directly in your pit
- Team stays in the pit and scrutineers come to you

## R2D sound level measurement (EV)

- R2D “noise test” will be conducted at the CV noise testing area. The procedure will be defined in the inspection sheet.

## Brake Test Tires

- Teams can use an extra set of tires for the brake test. These tires will not be marked and can be used only for the brake test.

## DV Cup Participants

- For Optional DV Cup participants, all autonomous system components must remain on the car for the entire event. If the components are removed, the team will receive zero points for all manual disciplines held between the last autonomous run and the current inspection.
- One tire set may be used for DV disciplines and a separate set for manual disciplines. Sets cannot be mixed or swapped and must keep their designated markings.
- On Wednesday, optional DV Cup participants are allowed to do only AS inspection, Tilt, Rain, Noise and Brake Test.

# Technical Inspection Management

## Inspection start

Type	Start	Note
ODV Cup Participants	Sunday 10:00	Queue resets at this time. Early registrations will be removed.
All other cars	Monday 8:30	Queue resets at this time for EV&CV cars, DV cars stays in queue from previous day. Early registrations will be removed.

## Virtual Queue System

- Registration is done via [portal.fsczech.cz](https://portal.fsczech.cz)
- Only the Team Captain can access the system.
- Physical queues are not allowed.
- Teams with fewer attempts have a higher priority in the queue. DV Cup cars and non-DV Cup cars will run like a zipper (DV → non-DV → DV → non-DV etc.), regardless of priority.

- If the technical inspection is interrupted (e.g., at the end of the day or due to static events), the team can return to TI without re-queueing at the earliest possible time. The remaining inspection time will be restored.
- Weighing, Tilt, Noise, Rain, Brake and EBS are without order and the team can proceed directly.

## Procedure

- The Team Captain clicks on “Start with Technical Inspection” and then applies for the desired inspection queue (Mechanical, Accumulator etc.).
- The Team Captain will receive an invitation to the slot via email. The team should proceed to the Technical Inspection area immediately after receiving the invitation.
- EV teams may queue for both accumulator and mechanical inspections simultaneously.

## Inspection time

Technical inspection	Maximum time per attempt	Time for fixing per attempt
Mechanical inspection	75 minutes	15 minutes
Accumulator Inspection	2 hours	15 minutes
Electrical Inspection (LV+HV)	2 hours	15 minutes
Autonomous System Inspection	30 minutes	15 minutes

- Mandatory fixing:
  - If there is a rule violation, the **team must either start with fixing or leave the technical inspection slot immediately.**
  - Time spent fixing any rule violations is included in the total attempt time.
  - If either the “**Maximum time per attempt**” or the “**Time for fixing**” runs out, the technical inspection attempt **ends.**

# Dynamic Events

## Dynamic Event Closing Time

The discipline closes automatically at the exact time specified in the schedule/ handbook. Teams that have received a green flag prior to the discipline closure can finish their run. Directly following second runs are not allowed after the discipline closure.

Cars after a sign “Ready to race” must be fully race-ready. If not, they must leave the queue.

## Dynamic Area Equipment Carts

Equipment carts that cannot be carried **handheld** by one team member are permitted in the dynamic area, subject to the following strict conditions:

- The cart must be fully covered or secured so no items or sharp edges extend beyond its boundaries. We do not want to see jacks sticking out of the cart.
- The person pushing the cart must have unobstructed forward visibility at all times.
- Nothing may fall off, detach, or spill from the cart during movement.
- The cart must have reasonable dimensions and must not obstruct pathways, queues, or event operations.
- The cart must be easily maneuverable by 1 team member with a dynamic vest.
- Carts must be brought into the dynamic area together with the vehicle. Team members running back and forth to fetch carts is prohibited.
- If parked, the cart must be securely braked and under direct supervision.
- Carts must be immediately removed from the dynamic area along with the vehicle after use.
- Each cart must clearly display the vehicle number and team name.
- Non-compliant carts are prohibited.
- Violations will result in a 25-point penalty per incident.

# Other

## Construction Material

Are you looking for metal sheets, tubes, or accessories for your angle grinder?

- Kondor <https://en.mapy.cz/s/lozozuzuja>
- BauMax <https://en.mapy.cz/s/nagupabura>
- Obi Most <https://en.mapy.cz/s/kapubonafu>
- Luma Steel <https://en.mapy.cz/s/repuketode>

## Food and Beverages

- Kaufland <https://en.mapy.cz/s/domepupuvu>
- Tesco <https://en.mapy.cz/s/fogefatoha>
- Hypermarket Albert <https://en.mapy.cz/s/defonopola>
- Lidl <https://en.mapy.cz/s/mugekaluhe>
- Penny Market <https://en.mapy.cz/s/labujacoha>

## Car Parts

- Auto Kelly <https://en.mapy.cz/s/cenadepaga> (General store for car parts)
- Prodej olejů <https://en.mapy.cz/s/caresususu> (Motor and gear oils, greases, lubes, ...)

## Electrical Components

Like cable lugs, fuses, etc.

- ielektra.cz <https://en.mapy.cz/s/bumumusomo>
- ELFETEX <https://en.mapy.cz/s/fojejasabu>

## Computer Parts, Consumer Electronics

Use e-shop first and then use delivery to a local store.

- Alza.cz <https://en.mapy.cz/s/pavehukuke>
- DATART.cz <https://en.mapy.cz/s/fufevasofa>